



Termomeccanica Industrial Process

Termomeccanica Group



Adsorption

April 2016

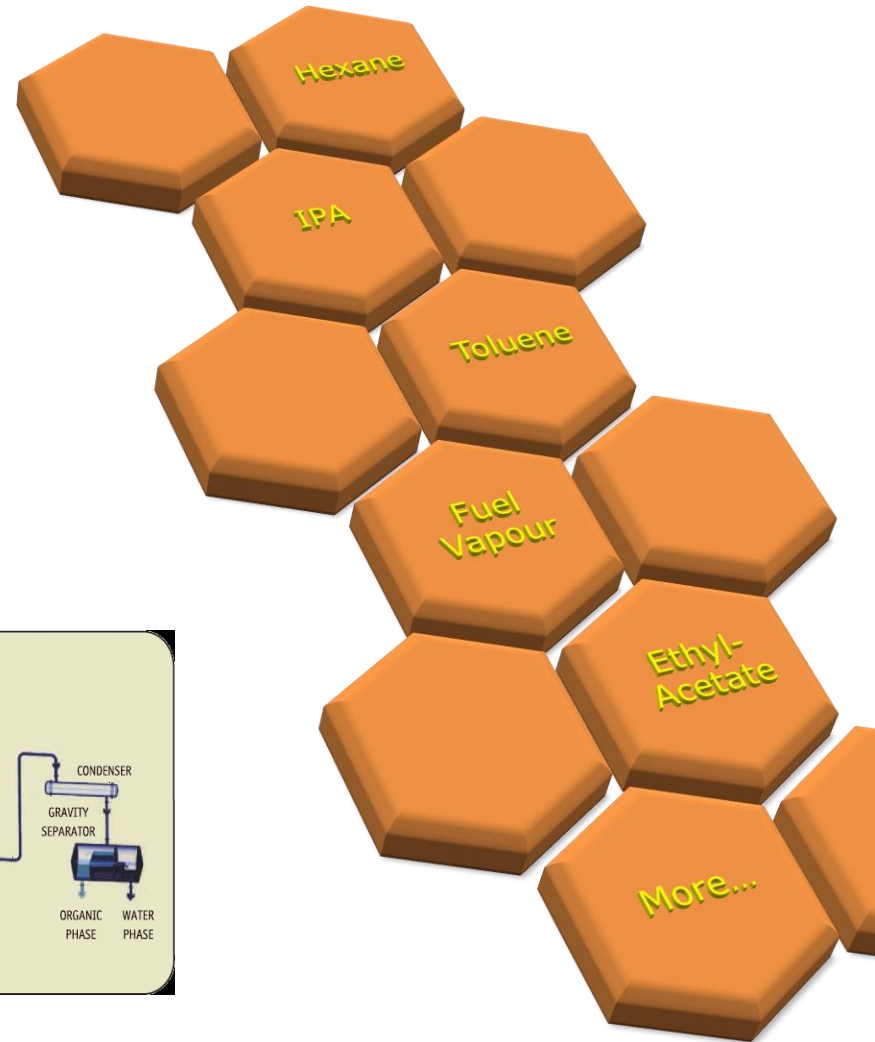
ООО «ТИ-СИСТЕМС» ИНЖИНИРИНГ И ПОСТАВКА ТЕХНОЛОГИЧЕСКОГО ОБОРУДОВАНИЯ
Интернет: www.tisys.ru www.tisys.kz www.tisys.by www.tesec.ru www.ти-системс.рф
Телефоны: +7 (495) 7774788, 7489626, 5007155, 54 Эл. почта: info@tisys.ru info@tisys.kz info@tisys.by

Adsorption

It's adopted for treating exhaust gas recovering pollutants with the possibility of recycling them in a new process.

Adsorbing materials are micro porous substances with a huge surface/height (up to 1700 m²/gr) such as activated carbons, synthetic zeolite, silica gel and activated alumina.

TMIP designs & manufactures adsorption plants with pollutant removal levels of 97% and with a particularly fast investment payback.



ADHESIVE TAPES
PRODUCTION



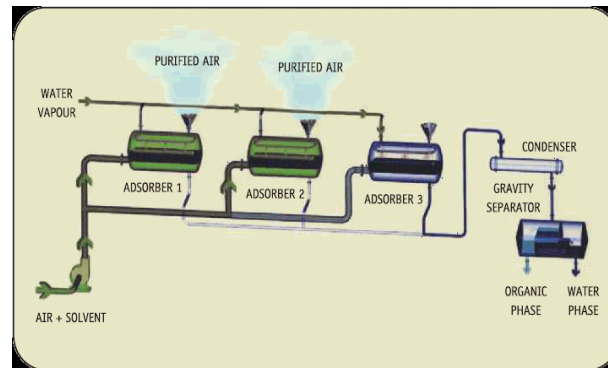
ADHESIVE PAPER
PRODUCTION



PAINTS
PRODUCTION



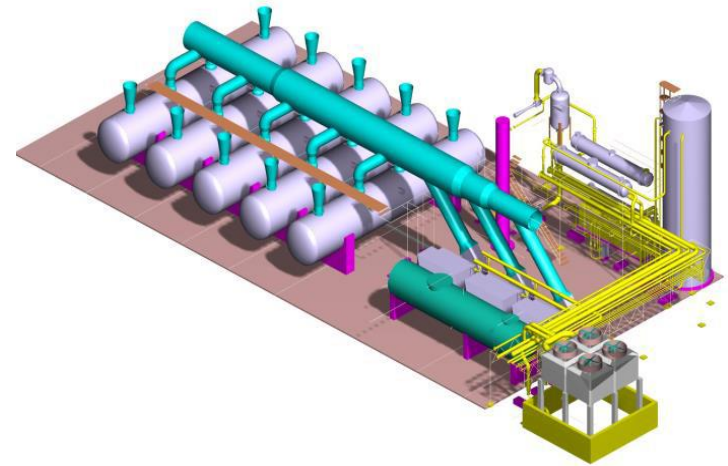
ROTOGRAVURE
PRINTING



Adsorption

Process Solution:

- Activated Carbon regeneration by steam
- Activated Carbon regeneration by hot nitrogen
- with Thermocompression for steam saving
- With Distillation Units



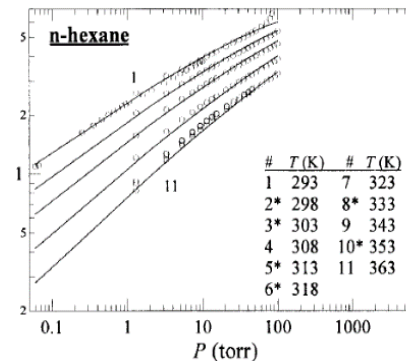
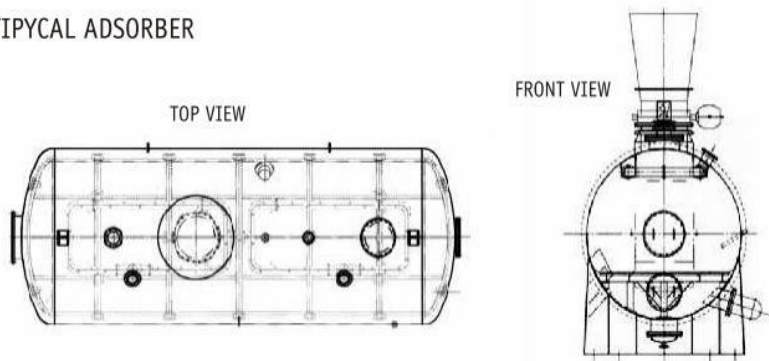
Hexane recovery

Process Data

- **Operation:** Continuous
- **Type:** Steam regeneration
- **Capacity:** 200.000 Nm³/h
- **Number of adsorbers:** 5
- **Solvent inlet concentration:** 5 g/Nm³
- **Recovery percentage:** >96%
- **Steam specific consumption:** 3.5 kg_{steam}/kg_{solvent}



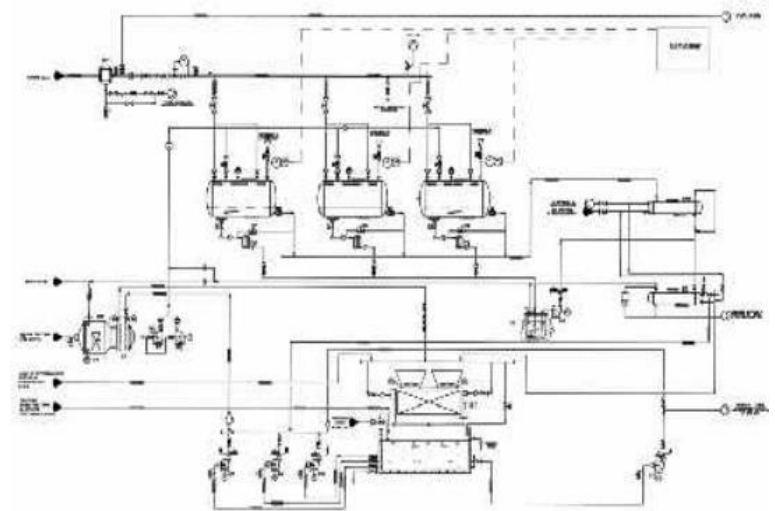
TYPICAL ADSORBER



Toluene recovery

Process Data

- **Operation:** Continuous
- **Type:** Steam regeneration
- **Capacity:** 200.000 Nm³/h
- **Number of adsorbers:** 5
- **Solvent inlet concentration:** 5 g/Nm³
- **Recovery percentage:** >96%
- **Steam specific consumption:** 3.5 kg_{steam}/kg_{solvent}



Ethyl acetate recovery

Process Data

- **Operation:** Continuous
- **Type:** Steam regeneration and Ethyl acetate water mixer distillation
- **Capacity:** 80.000 Nm³/h
- **Number of adsorbers:** 3
- **Solvent inlet concentration:** 8 g/Nm³
- **Recovery percentage:** >96%
- **Steam specific consumption:** 3 kg_{steam}/kg_{solvent}



Vapour Recovery Unit

The main advantages for recovering vapours are:

- Reduce emission of environmentally hazardous compounds;
- Increase safety and reduce health risks linked with the distribution net of gasoline or crude oil;
- Recovery of valuable energy resources;
- VRU capacity: from 150 to 3500 m³/h of vapours.

Main application of VRU:

- Storage terminals;
- Truck and rail car loading;
- Marine loading system;
- Vapour balance systems.



Vapour Recovery Unit

All emission regulations can be achieved:

TA-Luft: 150 mg/m³

EU Directive: 35 g/m³

US EPA: 5 mg/l loaded

Our VRU may even coupled with a second stage plant, reducing emissions to as low as 50 mg/m³.

Process consists of three main steps:

- ❖ Adsorption of the VOC on activated carbon bed;
- ❖ Regeneration of the carbon by means of vacuum;
- ❖ Re-absorption and recovery of VOC by absorbent liquid.



Vapour Recovery Unit

VRU Safety

Safety features of our VRUs include the following:

- Use of activated carbon capable to withstand high degrees of mechanical and thermal stresses;
- Higher pressure resistant vessels and piping;
- Control system monitoring all important operating parameters, with ESD;
- Flame arrestors, limit switches , level switches etc.

VRU Control system

- Our plants are equipped with an advanced Programmable Logic Controller (PLC), a bus communication between I/O station and PLC as well as a PC-based, user-friendly Human Machine Interface (HMI). Control system continuously keeps track of process parameters and the operation of the unit;
- The system enables operational adjustments, accurate diagnostics and remote supervision.

